



Scoters

how to ride them safely



9

Ride on a smooth surface



Small wheels get stuck on gravel, stones, lumps or bumps.



10

Don't ride in crowded areas



Walk with your scooter in busy shopping centres.



Don't ride in car parks.

Please visit our website
or call us on 01823 423430
to find out more.



 **SOMERSET**
Road Safety



Working with you to reduce casualties

www.somersetroadsafety.org

 **SOMERSET**
Road Safety



Working with you to reduce casualties




www.somersetroadsafety.org

10


TOP TIPS for riding a scooter safely



1 Know your scooter


-  How does it work?
-  How does it stop?
-  How does it fold up, etc?

2 Know how to stop


-  Know how to stop normally, using the brake. In an emergency, brake or jump off – away from the road.



3 Scoot with your leg away from the road

-  You may have to practise this with the other leg.

4 Keep an eye on the weather

-  If it's raining or snowing, it may be best not to take your scooter out.



5 Stay on the pavements


-  Ride at a safe speed.
-  Watch out for pedestrians.
-  Watch out for cars at driveways.
-  Don't go too far away from the adults you are with.

6 Clothing


-  Wear sensible clothes. Be visible.



7 Do not use roads

-  Do not ride on or across roads. When crossing the road either push or carry your scooter.

8 Avoid scooting at night

-  Scooters don't have reflectors or lights.

If you would like any further information, please see our website or call us on 01823 423430.

www.somersetroadsafety.org